



The Post-Secondary Search Process



October 15, 2020
LHS School Counseling Department



Tonight's Goals

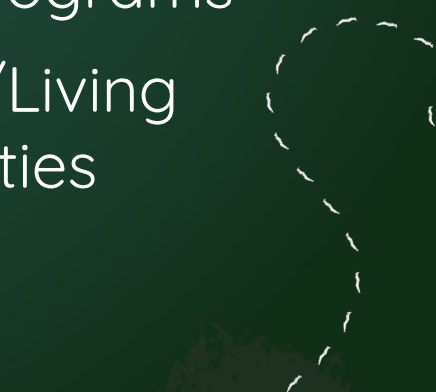
- Identify How to Start the Post-Secondary Search Process
- The Search Process during COVID
- Finding the “Right Fit”
- Working with Your School Counselor
- Resources Available for Support
- Using Naviance
- Looking Ahead and Next Steps

Focus on finding the **RIGHT FIT...**


a school that complements your
values, learning style, and goals!



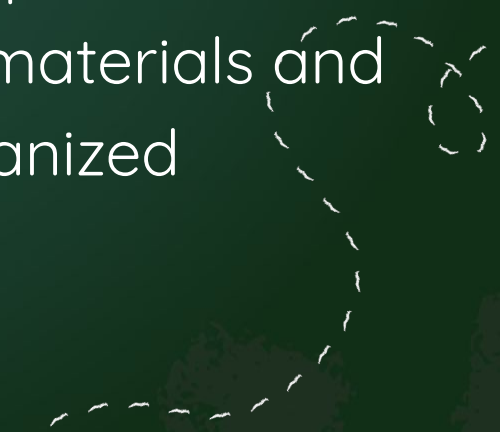
The Right Fit: What Are My Priorities?

- Size of school/program
 - Location
 - Type of campus
 - Campus personality
 - Diversity
 - Athletics and activities
 - Areas of study available (majors/minors, etc.)
 - Cost/financial aid/scholarship needs and opportunities
 - Entrance requirements
 - Competitiveness
 - Selectivity
 - Public vs. private
 - Reputation of a program or department
 - Honors Programs
 - Learning/Living Communities
- 

What Are Colleges Looking For?

- Transcript and GPA
 - Recalculation of GPA and/or examination of transcript
 - Ask each program how they handle this & what their practices are
 - SAT/ACT scores
 - Due to COVID-19, there are more colleges becoming “test optional”
 - [FairTest.org](https://www.fairtest.org)
 - Teacher/School Counselor recommendations
 - Essay or writing sample
 - Interview and/or campus visits
 - Extracurricular activities
 - Portfolio, Video Submission, etc.
- 

Where do I Start?

- Begin and continue conversations at home and with your school counselor
 - Remember: ongoing conversations
 - Be mindful: be present, in the here and now, with kindness and curiosity
 - Talk to friends and family, teachers and coaches about their experiences
 - Identify possibilities
 - Create a list!
 - Know your resources
 - School Counselor
 - Naviance
 - Program websites
 - Research and visit
 - Ask questions
 - Gather materials and stay organized
- 

The Post-Secondary Search Process during COVID

- Flexibility and patience
- Ask questions along the way
- Visit college websites regularly for updates
- What have we learned so far in working with the Seniors who are applying right now?
 - Colleges are making changes and adjustments as well
 - Some colleges have changed deadlines
 - Many colleges have adopted “test optional” admissions practices
 - Colleges are meeting with students and families virtually

Connecting with Colleges



- Campus tours & open houses - virtual counts!
- Program tours - talk with advisors, faculty & students
- Interviews
- Contact an admissions counselor and a financial aid counselor
- Naviance - accept communicates from colleges directly



The Cost of College

- Have the conversations at home, as a family
- How much can our family afford?
 - (including tuition, books, travel, spending money, etc.)
- Compare lower tuition at a public school with the possibility that a private school may have more financial resources and be able to offer more aid
- Don't let the initial cost of college dissuade you from applying
- Consider and plan applying for financial aid & scholarships
- Talk with the Financial Aid offices at each program – they are there to help!



The Cost of College

- Free Application for Federal Student Aid (FAFSA)
- Financial Aid presentation - October 22nd
- When do I start?
 - The FAFSA available to families in October of senior year and you're allowed to use prior-prior year's data to complete it.
- **Do you have to fill it out?**
 - Yes, for any state or institutional financial aid consideration. It may also be required for scholarship consideration at individual institutions.
- Additional financial aid & scholarship resources will be shared



Post-Secondary Planning Meetings @ LHS

- Each school counselor will meet with students individually starting in December to develop post-secondary plans.
- Parents are welcome to attend. You will receive a letter from Mrs. Crews.
- Meetings will be scheduled during the school day based upon student schedules.
- Naviance Student is used in these sessions to support your use of Naviance at home as a family.
- **Goal:** to develop personalized post-secondary plans for the upcoming year.

What Resources Should I use in my Search?

- Naviance
- Your School Counselor
- School Counselor Schoology group
- Individual program websites
- Sign up for college email lists
- Brochures/reading materials, virtual tours
- College fairs –
 - Millburn – November 2nd
 - LHS on April 22nd
 - Virtual NACAC fairs (October 18th, November 8th)



What Resources Should I use in my Search?

- LHS Student Information Packet: The Post-Secondary Search Process
- O*Net: career exploration and job analysis
- College Board Big Future
- NCAA
- Peterson's College Search
- Colleges That Change Lives
- Online College Tours



What Do I Need to Know About Naviance?

- My “hub” to search and develop my post-secondary plans
- Share information directly with my School Counselor
- Complete surveys about strengths, career interests and post-secondary options
- Compare and research post-secondary programs
- View and compare data from previous years, including records of admissions decisions
- Sign up for college visits at LHS
- Link directly to colleges, programs and third-party resources
- Explore and apply to scholarships

Accessing Naviance Student

LHS Website



Livingston High School

Empowering all to learn, create, contribute and grow.

Translate

Sign In

District Home

Choose Your School ↓



SCHOOL INFORMATION

DEPARTMENTS

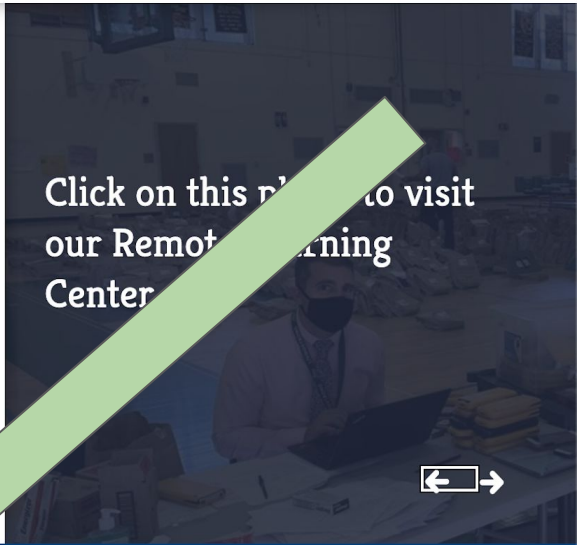
ATHLETICS

ACTIVITIES

PARENT RESOURCES

TECHNOLOGY RESOURCES

STAFF RESOURCES



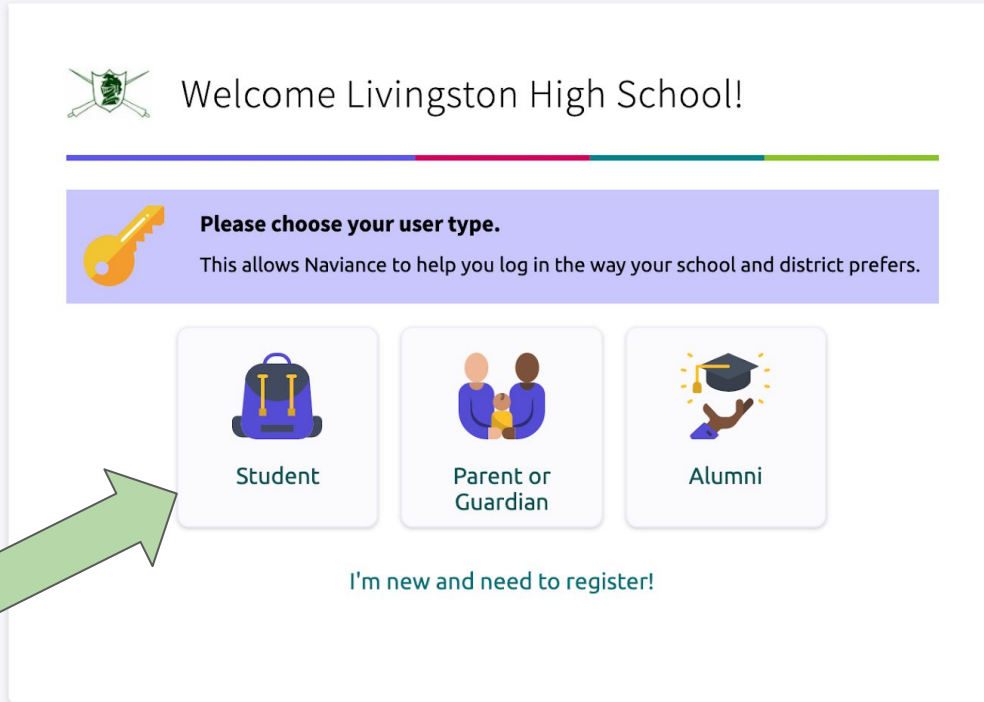
Click on this link to visit
our Remote Learning
Center


Remote Learning Center





Naviance Student Log-In


 Naviance | Student




 Welcome Livingston High School!

 **Please choose your user type.**
This allows Naviance to help you log in the way your school and district prefers.

 Student

 Parent or Guardian

 Alumni

[I'm new and need to register!](#)

After you click on the “student” button, it will then prompt you to sign in using your LPS email and set password.

Naviance Student Home Page

Welcome, Demo Crews!

Search for Colleges



Type a college name

SEARCH

Welcome To Naviance Family Connection!

Teacher Recommendation Request forms are available in the Document Resources located at the bottom of the homepage.

PLEASE NOTE: The Weighted Core GPA is used to create this scattergram which reflects previous students' acceptance into a specific college. As noted in the LHS Course Guide, the calculation of the Weighted Core GPA has been modified for the Class of 2014 and

[Read more](#)

My Favorites



COLLEGES
[I'm thinking about](#)



COLLEGES
[I'm applying to](#)



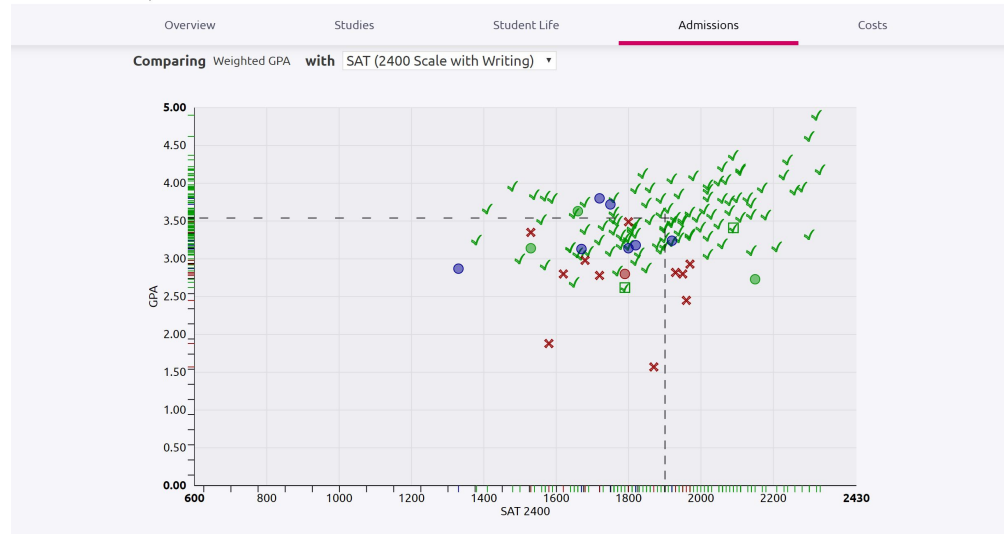
COURSES
[I'm thinking about](#)



CAREERS AND CLUSTERS
[I'm thinking about](#)

What is Naviance?

- Naviance Student: updates from this summer
 - Students can download the app
- Supports career and post-secondary planning
- Specific to Livingston High School
- Available to LHS students
- Easy to use



Naviance | Student

Home Colleges Careers About Me

Quick Links

MORE SEARCH OPTIONS

SuperMatch®

MY COLLEGES

Colleges match

Colleges Visits

Colleges I'm thinking about

Search for colleges

Compare Me

* = extended profile available

College	Delivery type	Added By	Application Deadlines	Interest
Caldwell University	CA	Counselor	Multiple Deadlines	N/A
County College of Morris	CA	Counselor	N/A	N/A

COLLEGE RESEARCH

Connect To More Resources

 Type a college name

SEARCH

MORE COLLEGE SEARCH OPTIONS

Find Your Fit

 SuperMatch®

College Match


Scattergrams

Advanced College Search

College Lookup

Show less

Research Colleges

 COLLEGES
I'm Thinking About

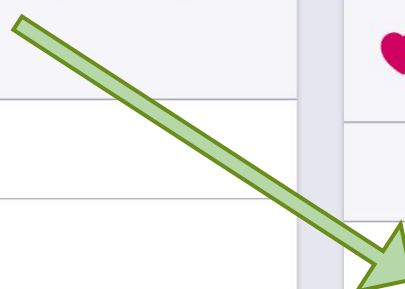
College Compare

College Resources

Acceptance History

College Maps

Show less



Apply to Colleges

Scholarships and Money

Researching Post-Secondary Information

Updated regularly from Princeton Review database



Goucher College
Baltimore, MD, United States |
www.goucher.edu

Communicate

Apply online

Learn More

Overview

Studies

Student Life

Admissions


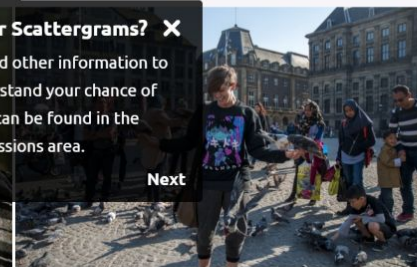
Costs



Looking for Scattergrams?

Scattergrams and other information to help you understand your chance of admittance can be found in the Admissions area.

Next



AVERAGE NET PRICE

GRADUATION RATE

ACCEPTANCE RATE

COLLEGE OVERLAPS

EARLY DECISION DEADLINE

November

Search for a college



Colleges:

I'm Thinking About

I'm Applying To

Events

Upcoming Visits **108**

NCAA: What Do I Need to Do?

- Have the conversation with your school counselor
- Make sure you stay eligible academically
 - Go to the [NCAA website](#) and stay current with approved core content courses
 - Visit the [Course Guide](#) on the LHS School Counseling website for detailed information & resources: [click here](#)
- Fill out the NCAA Eligibility Center form toward the end of your junior year





College Admissions Testing

- [FairTest.org](https://www.fairtest.org) for list of test-optional schools
- [NACAC](https://www.nacac.org) for list of test-optional schools
- Practice & preparation:
 - PSAT/SAT/AP - [College Board](https://collegeboard.org)
 - [ACT](https://www.act.org)
 - Khan Academy
 - These websites also have useful resources such as practice tests, questions of the day, study and test-taking tips, and college searches. Take advantage of them!
- You will be informed of testing options at LHS




Staying Organized: LHS Digital Skills Toolkit

This is an online collection of lessons to further support your post-secondary search and application process! Lessons include:

- Searching for colleges online
- Creating your resume
- Asking someone to be a reference/recommender
- Organizing college information and your applications in google sheets

For senior year, additional resources include:

- Drafting your college essay
 - Preparing for a college interview
 - Preparing for the FAFSA (financial aid application)
- 

LHS Digital Skills Toolkit

- [Visit the site here](#)
- Click “Sign in” in the top right
- Sign in with your Google account
- Click “I am a student”
- Click “Join a class” and enter class code: **wxx434**



Junior Year Timeline

- Attend college visits at LHS: Sept. 2020 - Nov. 2020
- Financial Aid evening program: October 2020
- Millburn College Fair: November 2020
- Individual Post-Secondary Planning meetings with your school counselor: December - February 2021
- Senior Year Scheduling meetings
 - Use the LHS Course Guide and complete AP applications by the February deadline
 - The Course Guide will be updated in January and parents will be notified
- Register for SAT/ACT/Subject Tests/AP Exams @ LHS
- Continue conversations with your counselor, at home and use Naviance to research and explore list of potential post-secondary options!

Junior Year Timeline

- Spring Break - Great time to research, explore and visit programs!
- Individual follow-up meetings with school counselor - April - June 2021
- College Admissions Panel: March 2021
- LHS College and Career Fair: April 2021
- AP Exams: May 2021
- Post-Secondary Application Program: May 2021
- Prospective athletes register with NCAA Eligibility Center: June 2021
- Ask teachers for letters of recommendation: April/May 2021

Remember: This is an exciting time!

- Have fun planning for life after high school!
- Practice your mindful techniques
- Keep all lines of communication open
- Stay in touch with your LHS School Counselor often – we're here to help!





Thank you!

Please email your School Counselor with any questions!

This presentation will also be available on the [LHS School Counseling website](#).

